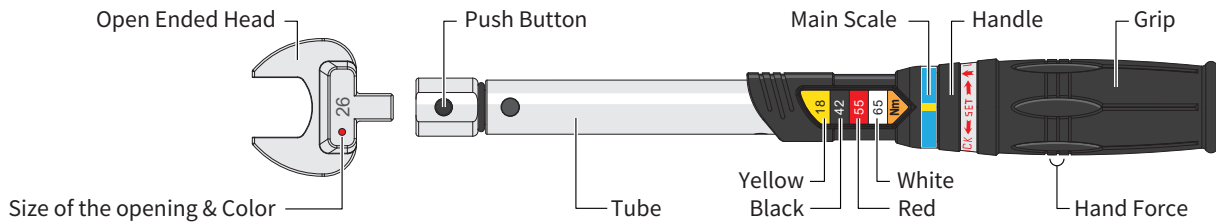


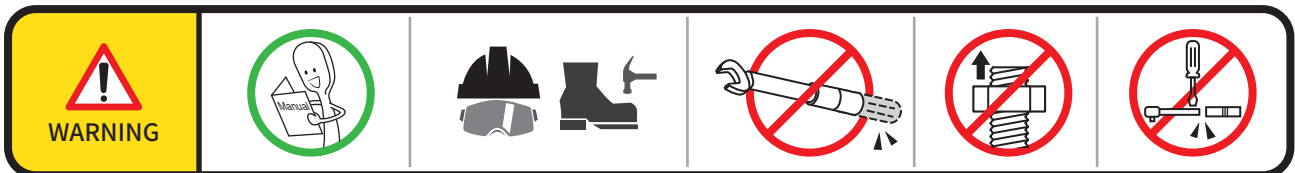
Interchangeable Head Adjustable Torque Handle Multi Pre-Set Type OPERATION MANUAL

TORQUE **9X12** **14X18**




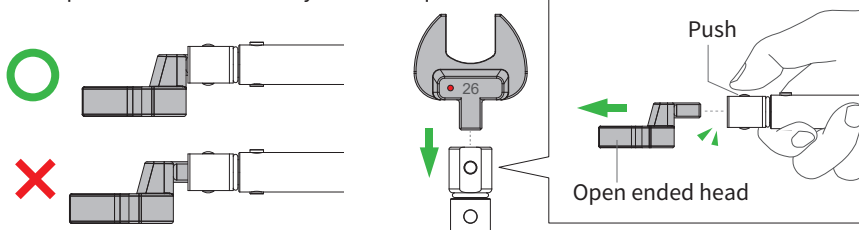
BEFORE STARTING

1. Study this instruction before use.
2. This torque wrench is calibrated and tested before leaving the factory, it is certified to meet the current standard specification and has an accuracy of $\pm 4\%$.
3. **THIS TOOL IS A PRECISION MEASUREMENT AND DESIGNED FOR MANUAL TIGHTENING FASTENERS ONLY. DO NOT USE IT AS A NUT BREAKER OR FOR ANY OTHER PURPOSE.**
4. Do not over torquing the fastener, or it will cause tool's damage and serious injury.
5. Do not use this tool near rotating machinery.
6. Disassemble this tool or make any adjustments will result in the loss of accuracy and invalidating the warranty.
7. Do not continuously apply force after hearing the clicking sound or feel shock.
8. Do not use any kind of extension on the handle of the tool. This will not only damage the tool, also affect the accuracy.
9. Use special care at minimum torque setting.
10. Please wear gloves and goggles when working.

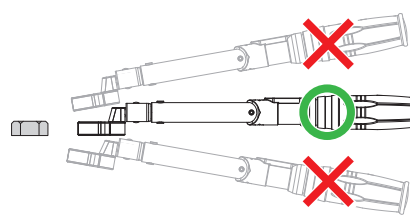


HOW TO USE

Insert open ended head securely to the Torque Wrench.

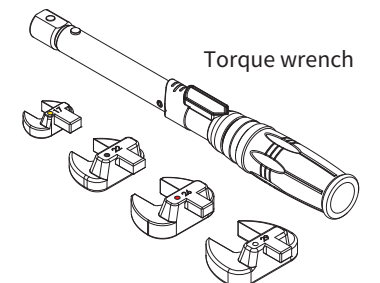


Do not continuously apply force after hearing the clicking sound or feel shock.



The wrench and nut should be placed parallel to each other.

CONTENTS



Open Ended Head : 17, 22, 26, 29mm

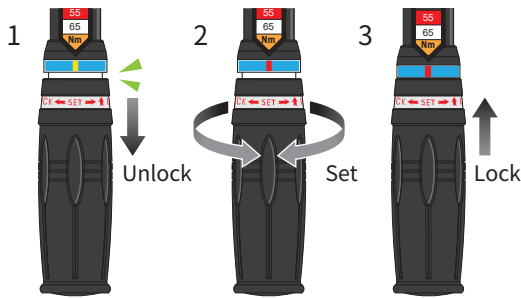


Supplied in a plastic box.

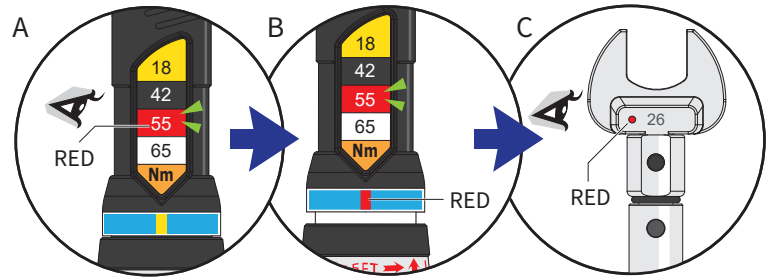
Manual

HOW TO SET TORQUE VALUE

1. Pull down the unlock the handle to unlock.
2. Turn the adjustable handle Clockwise or Anti-clock wise (Right or left) to set the desired torque.
3. Push up the handle to lock and set.

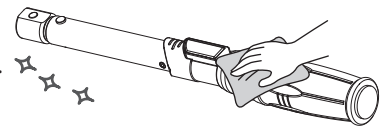


For example : ITEM NO. OLT-65N › To set torque to 55 Nm.
Pull down the handle, rotate the required value 55 Nm (RED) (See A) to align the vertical Red line of the handle (See B), that is, the torque value.
With 26mm open head (Red) , it is installed and ready for use (See C).



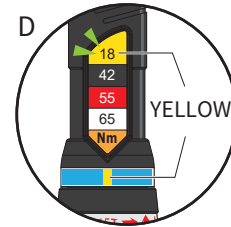
MAINTENANCE AND STORAGE

1. Please return torque value to just below lowest reading (18 Nm yellow line) when not in use. (See D)
2. If this tool has not been used for a period of time, it shall be preloaded several times at its maximum torque setting. This will allow internal lubricant to recoat.
3. Clean this tool by wiping with a clean cloth after operation and storage in a dry environment. Do not dip any type of liquid in this tool. This may damage the internal of this tool.
4. This tool should be recalibrated a period of 12 months, or 5,000 cycles, whichever occurs first. To contact with local vendor or an authorized repair center for supporting.



TORQUE CONVERSION FACTORS

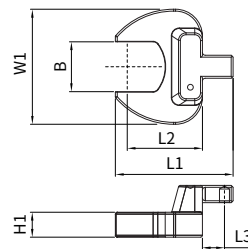
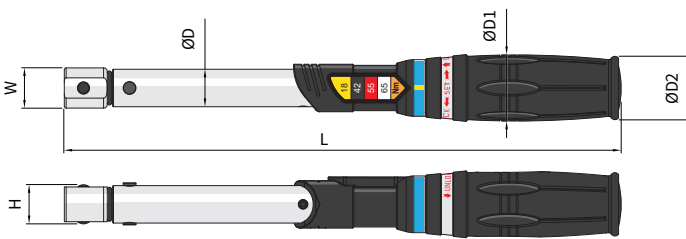
Units to be converted	Corresponding unit								
	=mN-m	=cN-m	=N-m	=ozf-in	=lbf-in	=lbf-ft	=gf-cm	=kgf-cm (kp-cm)	=kgf-m (kp-m)
1 mN-m	1	0.1	0.001	0.142	0.009	0.0007	10.2	0.01	0.0001
1 cN-m	10	1	0.01	1.416	0.088	0.007	102	0.102	0.001
1 N-m	1000	100	1	141.6	8.851	0.738	10197	10.2	0.102
1 ozf-in	7.062	0.706	0.007	1	0.0625	0.005	72	0.072	0.0007
1 lbf-in	113	11.3	0.113	16	1	0.083	1152.1	1.152	0.0115
1 lbf-ft	1356	135.6	1.356	192	12	1	13826	13.83	0.138
1 gf-cm	0.098	0.01	0.0001	0.014	0.0009	0.00007	1	0.001	0.00001
1 kgf-cm(kp-cm)	98.07	9.807	0.098	13.89	0.868	0.072	1000	1	0.01
1 kgf-m(kp-m)	9807	980.7	9.807	1389	86.8	7.233	100000	100	1



1 Years
5000 Times

Conversion-formula :
Units to be converted × Factor = Corresponding unit
Example : Convert 5 lbf-ft into cN-m
Solution : 5 × 135.6 = 678 cN-m

SPECIFICATION



Accuracy : ± 4%

Unit : mm

ITEM NO.	Color	SET Nm	Color	W	H	L	ØD	ØD1	ØD2	G
OLT-65N5	9x12	18	YELLOW	22	19	306.1	20.5	36	34.6	667
		42	BLACK							
OLT-75N5	14x18	55	RED	32	25	314.6	20.5	36	34.6	737
		65 (75)	WHITE							

ITEM NO.	B	Color	W1	H1	L1	L2	L3	G
SH0912-17mm	17	YELLOW	38	8.5	43.0	20	11.5	67
SH0912-22mm	22	BLACK	53	11.0	57.0	22	11.5	189
SH0912-26mm	26	RED	60	13.0	61.4	34	11.5	232
SH0912-29mm	29	WHITE	65	13.0	66.0	29	11.5	272
SH1418-17mm	17	YELLOW	38	9.0	64.0	32	15.5	173
SH1418-22mm	22	BLACK	53	11.0	66.0	32	15.5	222
SH1418-26mm	26	RED	60	13.0	70.0	34	15.5	273
SH1418-29mm	29	WHITE	65	14.0	73.0	42	15.5	312

Version 02

Jan. 2023



MATATAKITOYO
TORQUE TOOLS
E-mail: matatakitoyo@gmail.com
www.matatakitoyo.com

Manufacturer
MATATAKITOYO TOOL CO., LTD.
No. 63, Ln. 493, Sec. 3, Zhongshan Rd., Tanzi Dist.,
Taichung City 42754, Taiwan
TEL : 886-4-2533 5893

Made in Taiwan