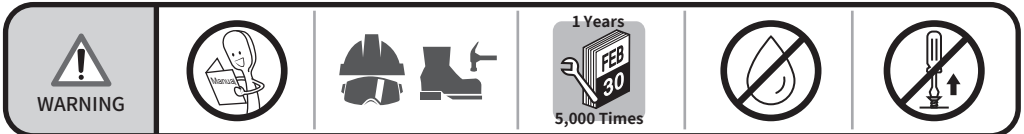


Wireless Torque Multiplier OPERATION MANUAL

WMT

BEFORE STARTING


1. Study this instruction before use.
2. Please wear gloves and goggles when working.
3. This tool away from water, always store in a dry place and safe environment.
4. Do not over torquing the fastener, or it will cause tool's damage and serious injury.
5. Never use additional accessories with this tester that were not included and are not from this manufacturer, doing so could result in damage to the tester.
6. Always operate tester in a clean and organized work place.
7. This tester should always be kept clean, dry, and free from oil and grease.
8. This tool should be recalibrated a period of 1 years, or 5,000 cycles, whichever occurs first.
To contact with local vendor, an authorized repair center for supporting.



SPECIFICATIONS

- Worldwide 2.4 GHz ISM Band
- Directions & Accuracy : C.W. $\pm 1\%$ / C.C.W. $\pm 1.5\%$
- Display : 5 Digits LCD
- Temp. Range-Operating : $-5^{\circ}\text{C}\sim 55^{\circ}\text{C}$
- Temp. Range-Storage : $-20^{\circ}\text{C}\sim 70^{\circ}\text{C}$
- Humidity : 0~90%
- RS-232 Data out / Optional
- Unit Selection : kg-m, N-m, ft.lb, in.lb
- Operating Mode : Auto Reset & Track (See Page-3 Tolerance Setting)
- Memory : 20 Readings
- Battery (Receiver) : 1.5V UM-3 (AA)x3 (Do not use low-discharge battery)
- Battery (Transmitter) : 1.5V UM-4 (AAA)x3 (Do not use low-discharge battery)
- Distance : 20m

CONTENTS



Transducer
(Transmitter)



Monitor
(Receiver)



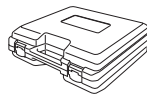
Reaction bar



Reaction arm

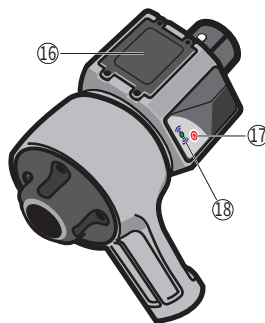
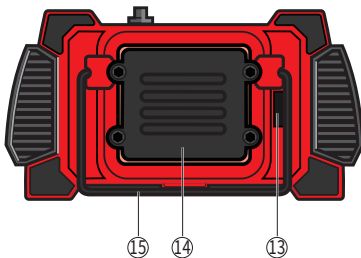
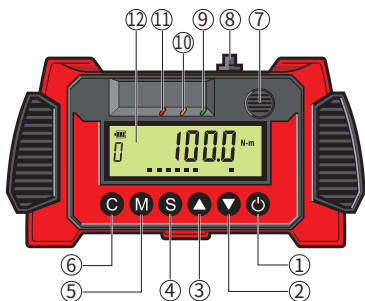


Manual



Supplied in
a plastic box

FUNCTION

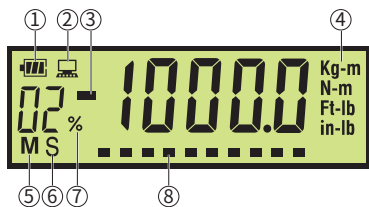


- ① Receiver Power switch / Backlight switch
- ② Down / Decrease
- ③ Up / Increase
- ④ Set
- ⑤ Memo
- ⑥ Zero / Quit / Confirm

- ⑦ Buzzer
- ⑧ Data out / RS232 / Optional
- ⑨ LED indicator (Green)
- ⑩ LED indicator (Yellow)
- ⑪ LED indicator (Red)
- ⑫ LCD-Display

- ⑬ Aux. / Reserved
- ⑭ Receiver Battery Box / AA x 3
Stander
- ⑮ Transmitter Battery / AAA x 3
- ⑯ Transmitter Power switch
- ⑰ Status LED

PANEL



- ① Battery
- ② Communication
- ③ Directions
- ④ Unit
- ⑤ Memo
- ⑥ Setting
- ⑦ Tolerance
- ⑧ Level Bar

STATUS ICON DESCRIPTION

Press the Button 1 Time	Press the Button 1 Sec.
LCD Blinking	Beep Sound
Power OFF	
Work mode	Backlight ON
Backlight OFF	
Idle	LED light



Wireless range may vary due to environmental and computing conditions.

HOW TO USE

Power

Power ON



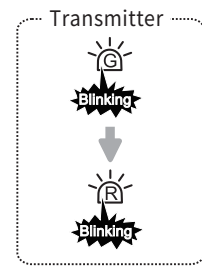
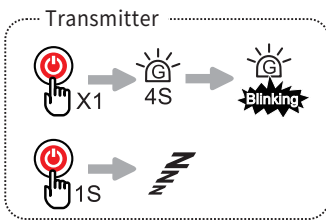
Power OFF



Idle



Power Status



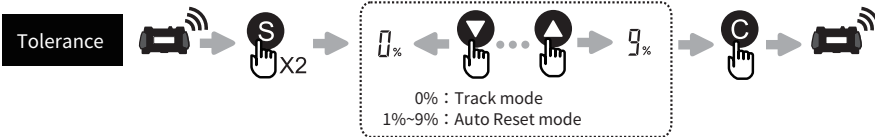
Backlight



Zero



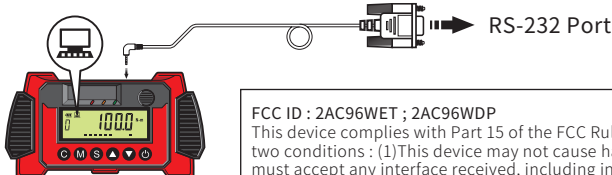
Pre-set



Memory block



RS-232 Connection

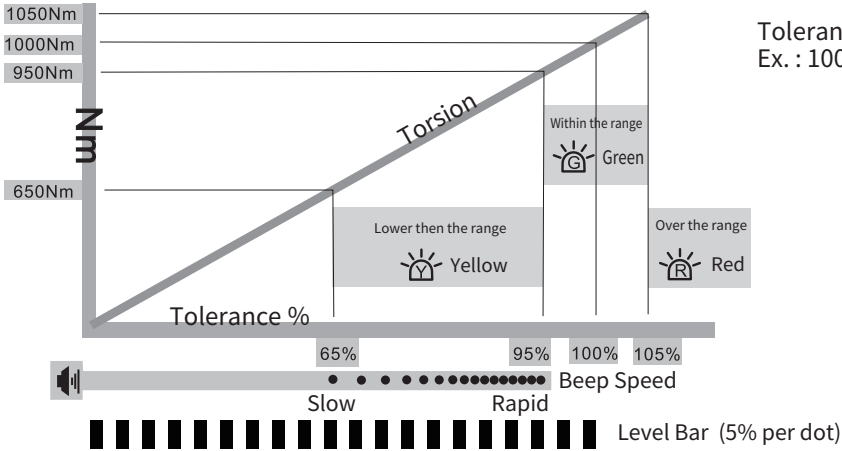


FCC ID : 2AC96WET ; 2AC96WDP
 This device complies with Part 15 of the FCC Rules. Operation is subject to following two conditions : (1) This device may not cause harmful interface, and (2) this device must accept any interface received, including interference that may cause undesired operation.

Notice : The changes or modifications not expressly approved by the party responsible for compliance could void the user's authority to operate the equipment.

IMPORTANTNOTE : To comply with the FCC RF exposure compliance requirements, no change to the antenna or the device is permitted. Any change to the antenna or the device could result in the device exceeding the RF exposure requirements and void user's authority to operate the device.

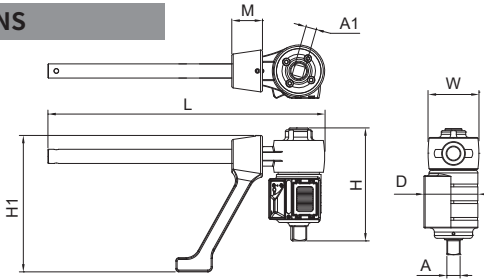
AUTO RESET MODE



MAINTENANCE AND STORAGE

1. Clean this tool by wiping with a clean cloth after operation and storage in a dry environment.
2. Do not dip any type of liquid in this tool. This may damage the internal of this tool.

DIMENSIONS



ITEM NO.	Ø		Range	Torque Ratio	W	H	H1	L	M	D	KG
	A	A1									
WMT-1500N	1/2"	3/4"	150-1500 Nm	1:3	72.2	182.9	221.0	421.2	40.0	92.5	3.77
WMT-3000N	3/4"	1"	300-3000 Nm	1:3	91.6	204.3	240.9	496.6	55.7	88.0	9.36
WMT-4500N	1/2"	1"	400-4500 Nm	1:30	91.6	204.3	240.9	496.6	55.7	88.0	11.00
WMT-6000N	1/2"	1-1/2"	600-6000 Nm	COMING SOON					COMING SOON		

Unit : mm



E-mail: matatakitoyo@gmail.com
www.matatakitoyo.com

Manufacturer

MATATAKITOYO TOOL CO., LTD.

No. 63, Ln. 493, Sec. 3, Zhongshan Rd., Tanzi Dist.,
Taichung City 42754, Taiwan
TEL : 886-4-2533 5893

Version 03

Aug. 2020

Made in Taiwan